

Modular Cooking Range Line thermaline 90 - Water mixing tap with lever, 1 Side - H=250

ITEM # _____

MODEL # _____

NAME # _____

SIS # _____

AIA # _____



589146 (MCEABABOOO)

Water mixing tap with lever,
one side

Short Form Specification

Item No. _____

Water mixing tap with lever for hot and cold water. Unit constructed according to DIN 18860_2 with 20 mm drop nose top and 70 mm recessed plinth. Internal frame for heavy duty sturdiness in stainless steel. 2 mm top in 1.4301 (AISI 304). Flat surface construction, easily cleanable. THERMODUL connection system enables seamless worktop when units are connected and avoids soil penetrating. IPX5 water resistant certification. Configuration: Top, One-side operated.

Main Features

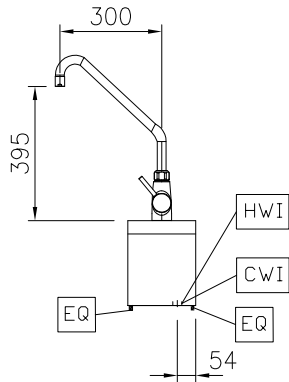
- Water mixing unit for hot and cold water.
- All major components may be easily accessed from the front.
- THERMODUL connection system creates a seamless work top when units are connected to each other thus avoiding soil penetrating vital components and facilitating the removal of units in case of replacement or service.
- Large stainless steel tap.

Construction

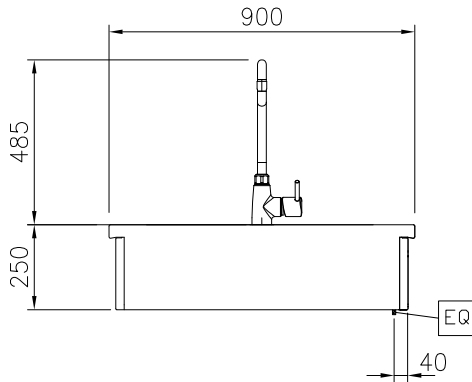
- Unit constructed according to DIN 18860_2 with 20 mm drop nose top.
- IPX5 water resistance certification.
- 2 mm top in 1.4301 (AISI 304).
- Unit constructed according to DIN 18860_2 with 20 mm drop nose top and 70 mm recessed plinth.
- Flat surface construction with minimal hidden areas to easily clean all surfaces
- Internal frame for heavy duty sturdiness in stainless steel.

APPROVAL: _____

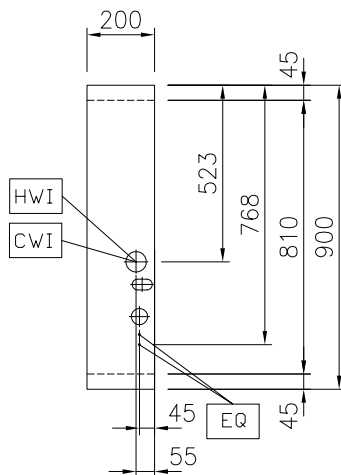
Front



Side



Top


Water:

Inlet water line size:
 Incoming Cold/hot Water line
 size:

Key Information:

External dimensions, Width:	200 mm
External dimensions, Depth:	900 mm
External dimensions, Height:	250 mm
Net weight:	16.5 kg

Optional Accessories

- Connecting rail kit, 900mm PNC 912502
- Portioning shelf, 200mm width PNC 912520
- Portioning shelf, 200mm width PNC 912550
- Folding shelf, 300x900mm PNC 912581
- Folding shelf, 400x900mm PNC 912582
- Fixed side shelf, 200x900mm PNC 912589
- Fixed side shelf, 300x900mm PNC 912590
- Fixed side shelf, 400x900mm PNC 912591
- Connecting rail kit: modular 90 PNC 912975
 (on the left) to ProThermetic tilting
 (on the right), ProThermetic
 stationary (on the left) to
 ProThermetic tilting (on the right)
- Connecting rail kit: modular 80 PNC 912976
 (on the right) to ProThermetic
 tilting (on the left), ProThermetic
 stationary (on the right) to
 ProThermetic tilting (on the left)
- Endrail kit, flush-fitting, left PNC 913111
- Endrail kit, flush-fitting, right PNC 913112
- Endrail kit (12.5mm) for thermaline PNC 913202
 90 units, left
- Endrail kit (12.5mm) for thermaline PNC 913203
 90 units, right
- T-connection rail for back-to- PNC 913227
 back installations without
 backsplash (to be ordered as S-
 code)
- Insert profile d=900 PNC 913232
- Endrail kit, (12.5mm), for back-to- PNC 913251
 back installation, left
- Endrail kit, (12.5mm), for back-to- PNC 913252
 back installation, right
- Endrail kit, flush-fitting, for back- PNC 913255
 to-back installation, left
- Endrail kit, flush-fitting, for back- PNC 913256
 to-back installation, right